




Finding digital course materials

Where can I access digital materials for my language course?


- If you are enrolled in a language course (e.g.FREN112), you are able to access digital materials for that course **from all campus computers**, including the LLC, **for the duration of the course**.
- If you have problems with access, please let LLC staff know.
- You cannot access these materials from home. However, you are **allowed to copy** most of the audio files on a USB stick and work with them at home.

Finding course audio, restricted course software, and video material

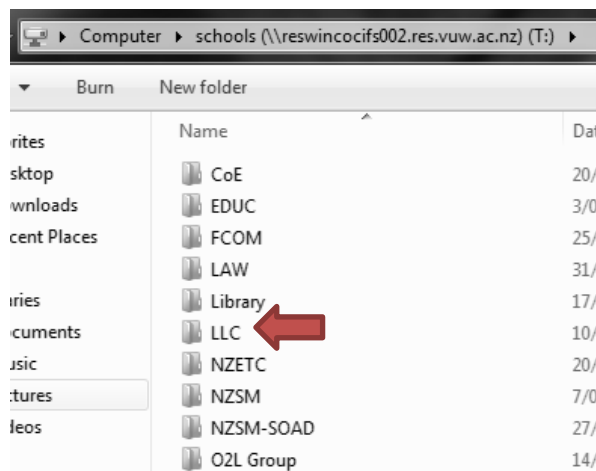
1 On the desktop, **click on Computer icon**
Computer ▶



2 Find and **click on the Schools drive**
Computer ▶ *Schools* ▶



3 Find and **click on the LLC folder**
Computer ▶ *Schools* ▶ *LLC* ▶



4 • For **course audio & restricted software**, click on **your language**
 • For **video material**, click on **!!Video material by language**

Computer ▶ *Schools* ▶ *LLC* ▶ *<your language>* ▶ or *!!Video material by Language* ▶

