



Academic & Administration	Building Code	Grid Ref
Accounting and Commercial Law/ Mātauranga Kaute, Ture Tauhokohoko hoki	RH	16f
Atom Innovation Space (The)/Te Kahu o te Ao	RH	13g
Business and Government (Wellington School of)/Ōrauariki	RH	16f
Centre for Accounting, Governance and Taxation Research	RH	16f
Centres of Asia–Pacific Excellence	RH	16f
Centre for Labour, Employment and Work/ Te Puna Mātauranga Mahi	RH	16f
Commerce Library	RH	16g
Economics and Finance/Mātauranga Ohaoha, Pūtea hoki	RH	16f
Government/Mātauranga Kāwanatanga	RH	16f
Health Services Research Centre/Te Pūtahi Rangahau Hauora	GB	9h
Information Management/ Mātauranga Tiaki, Whakawhiti Kōrero	RH	16f
Institute for Governance and Policy Studies	RH	16f
Institute of International Affairs	RH	16f
Institute of Public Administration in New Zealand	RH	16f
Law (Faculty of)/Te Kauhanganui Tātai Ture	GB	6g
Law Library/Te Pātaka Ture	GB	4g
Marketing and International Business/ Mātauranga Hokohoko, Pakihi ki te Ao	RH	16f
Management/Mātauranga Whakahaere	RH	16f
New Zealand Centre for Public Law/ Te Wānanga o Ngā Kaupapa Ture ā Iwi o Aotearoa	GB	9g
New Zealand Centre of International Economic Law	GB	9g
Vice-Chancellor's Office/Te Tari o te Tumu Whakarae	RH	16f
Wellington Uni-Professional	RH	16f

Student Services	Building Code	Grid Ref
Āwhina	GB, RH	6g, 16f
Chaplains	RH	16f
Disability Services/Ngā Ratonga Tautoko Hauā	RH	17d
Info Ihonui	RH	16d
Pasifika Student Success	RH	16f
Pipitea Fitness	RH	16f
Prayer Room	RH	17e
Professional Programmes	RH	16f
Student and Academic Services/Tai Ora	GB, RH	16g, 16f
Student Counselling/Mauri Ora	RH	16d
Student Finance	RH	16d
Student Health/Mauri Ora	RH	16d
Student Learning/Te Taiako	RH	16d
Student Recruitment and Orientation	RH	15d
Te Taunaki/Student Health and Wellbeing	RH	16f

Retail & Cafés	Building Code	Grid Ref
Krishna Food	GB	4h
Vic Books and Café	RH	14d

 **Campus Safety (Security)** 04 463 5398
 **Te Herenga Waka—** 0800 04 04 04
Victoria University of Wellington


CAW0021



2021

PIPITEA CAMPUS MAP

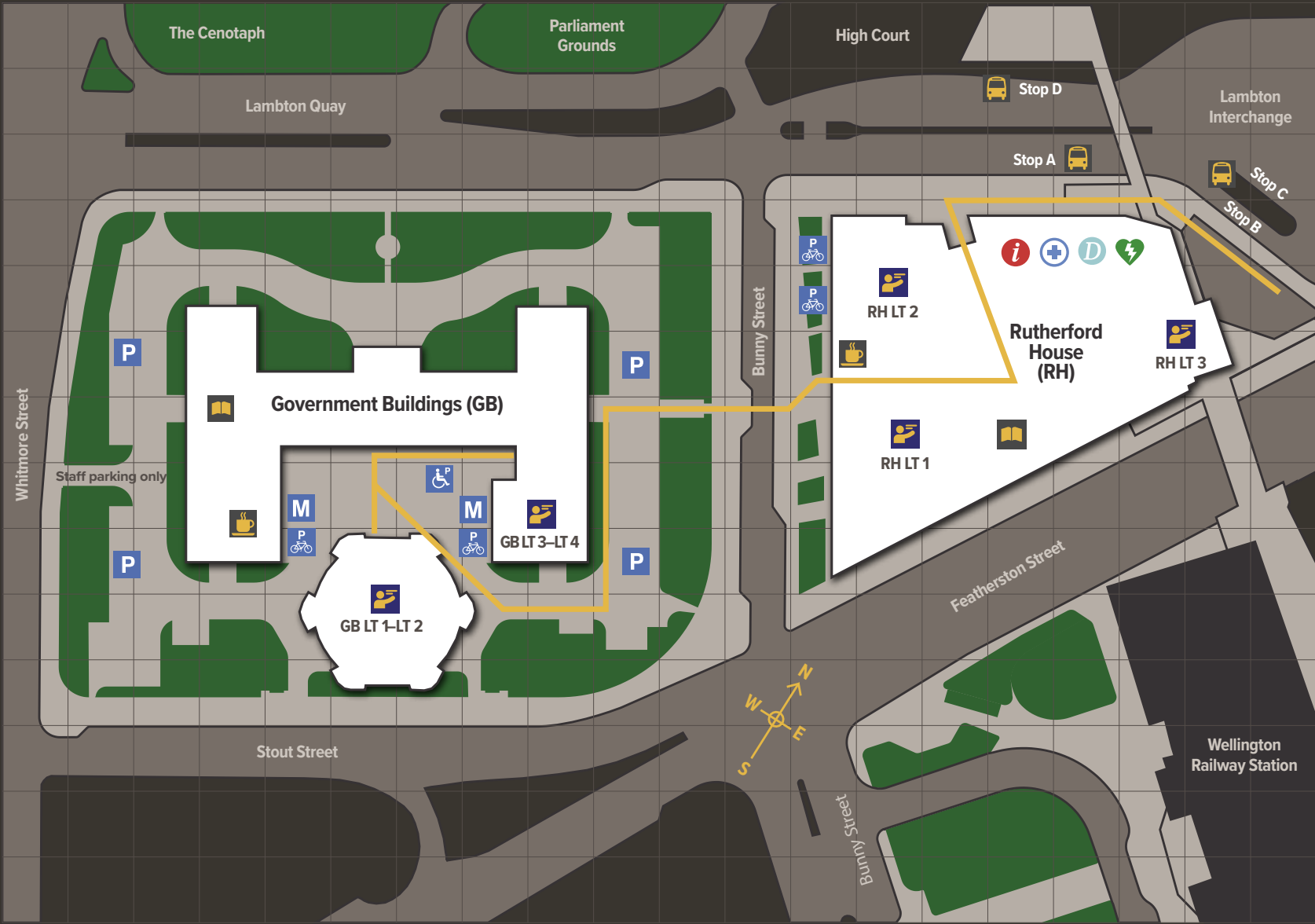
TE MAHERE WHENUA
O TE HERENGA WAKA KI PIPITEA



**CAPITAL THINKING.
GLOBALLY MINDED.**
MAI | TE IHO KI TE PAE

1 2 3 4 5 6 7 8 9 10 11 12 13 14 15 16 17 18 19 20

a
b
c
d
e
f
g
h
i
j
k
l
m
n



Pipitea Campus Key

This map identifies the location of buildings and facilities and the accessible routes that link them for people with disabilities.

- d Main building
- e Accessible route
- f **(MS)** Building code
- f Café
- g Library
- h Public transport stop
- i Lecture theatre
- i Parking (permit holders only)
- j Motorcycle parking
- k Mobility parking
- k Bike rack
- l Info Ihonui
- l Health services
- m Automatic external defibrillator
- n Disability Services