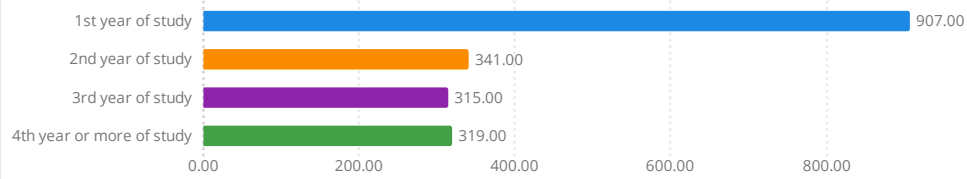
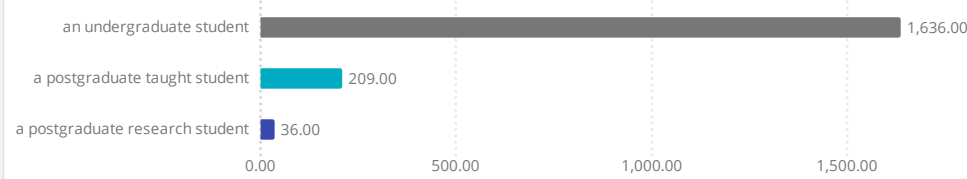


Demographic Information

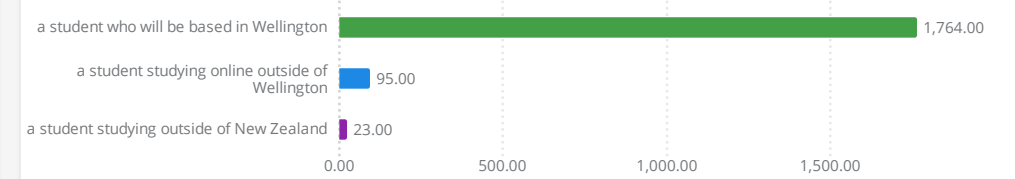
2022 - Year of Enrolment 1,882 ⓘ



2022 - Student Status 1,881 ⓘ

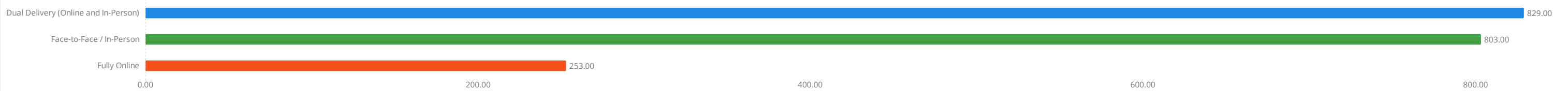


2022 - Location 1,882 ⓘ



Student Preference - 1st Choice

Course Delivery - First Preference 1,885 ⓘ



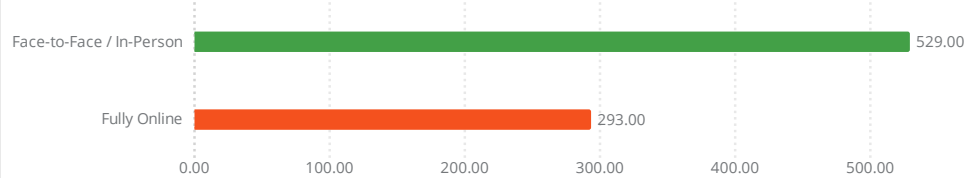
Student Preference - 1st Choice

Dual Delivery

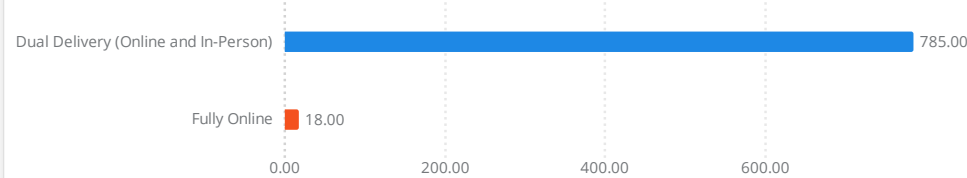
Face-to-Face / In-Person

Fully Online

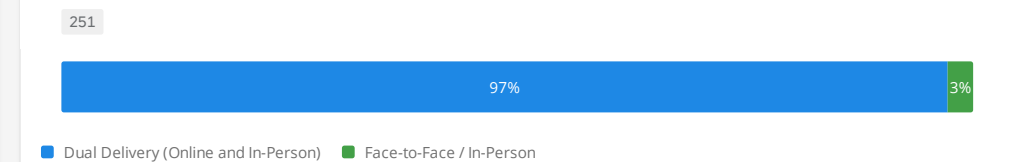
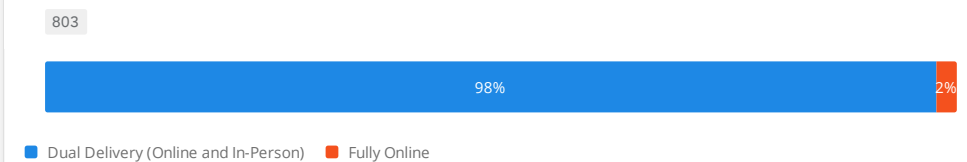
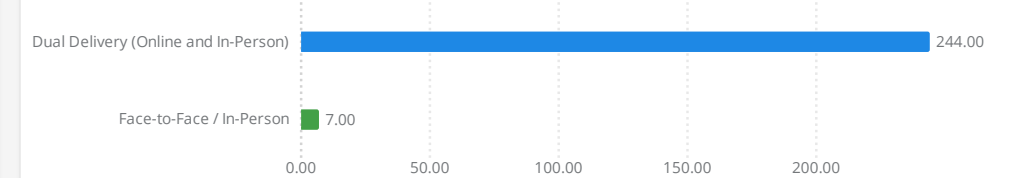
Student Preference - 2nd Choice ⓘ



Student Preference - 2nd Choice ⓘ



Student Preference - 2nd Choice ⓘ



**If "Dual Delivery" was the First Preference, "Face-to-Face / In-Person" was preferred more often than "Fully Online."  
If "Dual Delivery" was not the First Preference, it was far and above the Second Preference.**

*Students were asked to select their First Preference from the three (3) course delivery options. Once they selected their First Preference, they were presented with the remaining two (2) course delivery options.*