

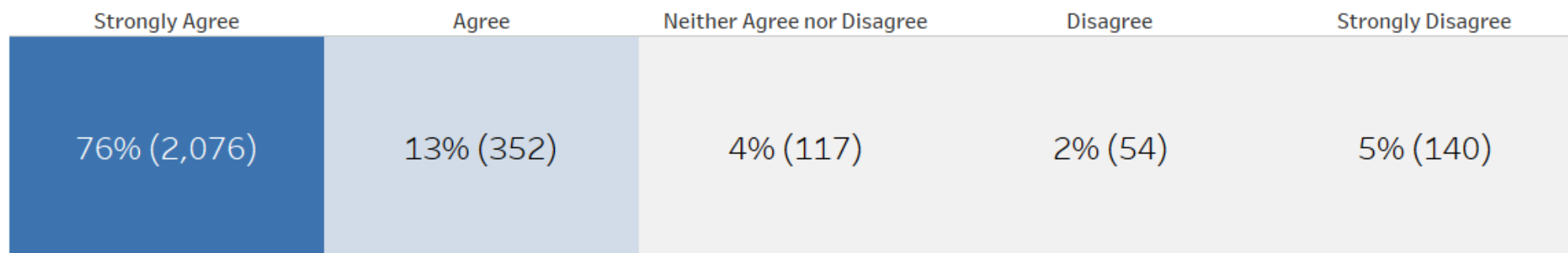
Vaccine Mandate - Students Data Report

File created on: 12 November 2021


Respondents were asked about their comfort level with coming to the University regarding vaccinations

- **89%** agreed and strongly agreed they would be more comfortable if **they were vaccinated**
- **85%** agreed and strongly agreed they would be more comfortable if **staff were vaccinated**
- **84%** agreed and strongly agreed they would be more comfortable if **students were vaccinated**


I feel more comfortable coming to the University if I am vaccinated



I feel more comfortable coming to the University if staff are vaccinated



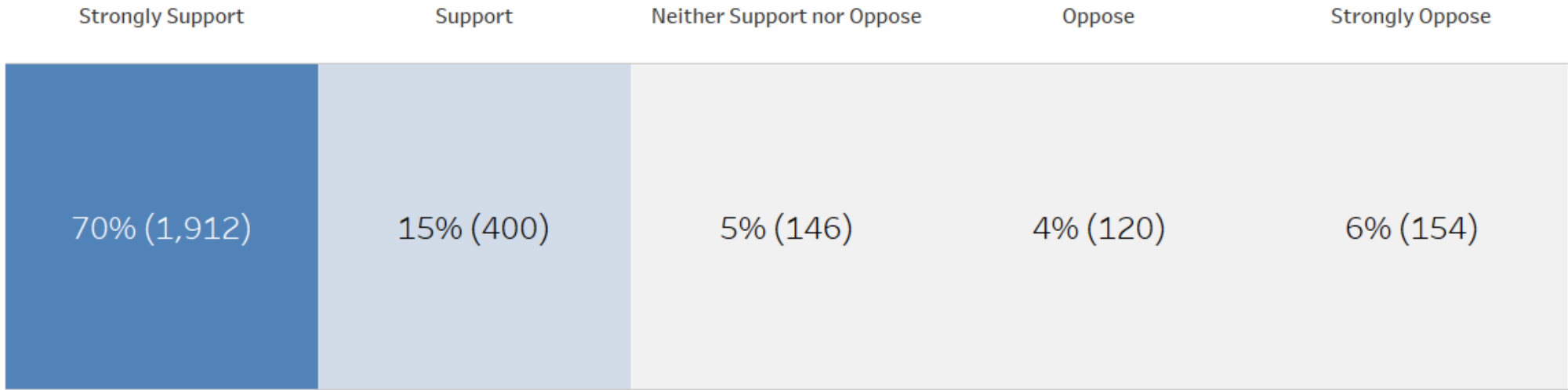
I feel more comfortable coming to the University if students are vaccinated



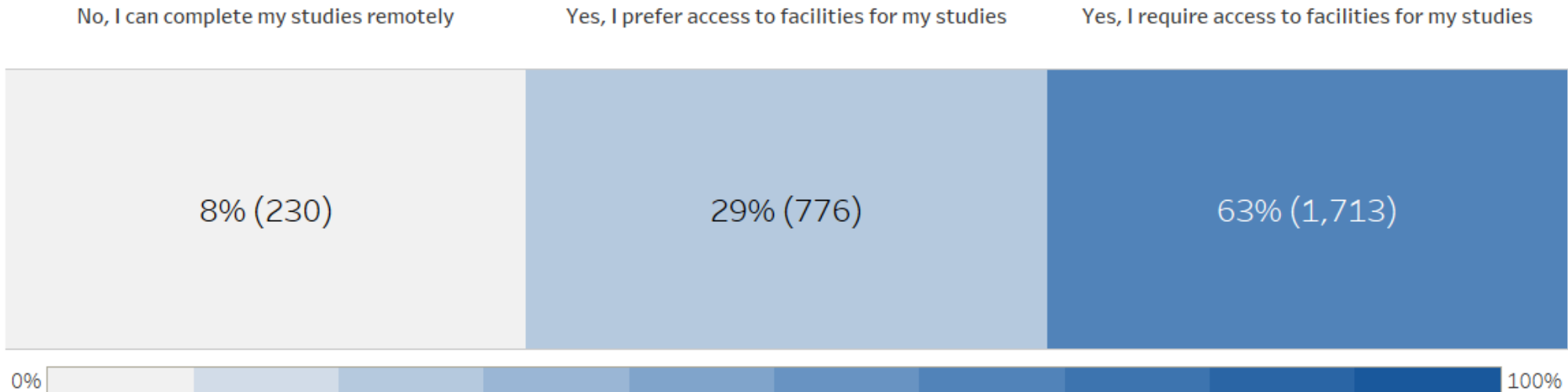
Respondents were asked about their support for the mandate at Halls, and if they used University facilities

- **85% support and strongly support** the vaccination mandate at Halls of Residence
- **10% oppose and strongly oppose** the vaccination mandate at Halls of Residence
- **8%** of respondents said that they **will not use University facilities** and **can study remotely**
- **63%** of respondents said they **need access to facilities** for their work

The University has already put in place a vaccination mandate for staff and students working and residing in University-operated accommodation. Please indicate your level of support for this mandate:



Do you or will you be using the University's facilities?



Respondents were asked about implementing vaccination mandates across areas of the University

- **73% to 82%** selected a vaccination mandate for **staff** across the University areas
- **72% to 79%** selected a vaccination mandate for **students** across the University areas (except **Staff-Only Offices - 58%**)
- **53% to 72%** selected a vaccination mandate for **the public** across the University areas (**Library** being the highest)

Mandatory for Staff

Mandatory for Students

Mandatory for the Public

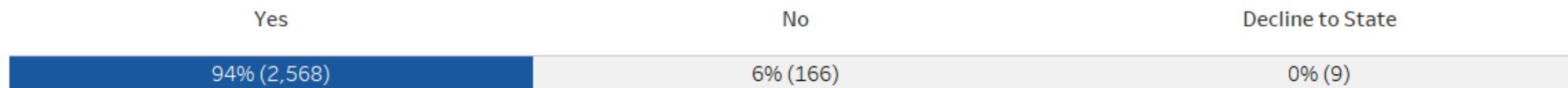
Classrooms and Labs	Selected	82% (2,249)	79% (2,159)	64% (1,742)
	Not Selected	18% (494)	21% (584)	36% (1,001)
The Library	Selected	79% (2,169)	77% (2,111)	72% (1,967)
	Not Selected	21% (574)	23% (632)	28% (776)
Faculty/School Offices	Selected	81% (2,209)	73% (2,013)	61% (1,678)
	Not Selected	19% (534)	27% (730)	39% (1,065)
Research Institutes	Selected	79% (2,179)	75% (2,057)	62% (1,714)
	Not Selected	21% (564)	25% (686)	38% (1,029)
Common Areas (the Hub, break rooms, reception, etc)	Selected	73% (2,001)	72% (1,969)	66% (1,808)
	Not Selected	27% (742)	28% (774)	34% (935)
Staff-Only Offices	Selected	79% (2,159)	58% (1,601)	53% (1,447)
	Not Selected	21% (584)	42% (1,142)	47% (1,296)



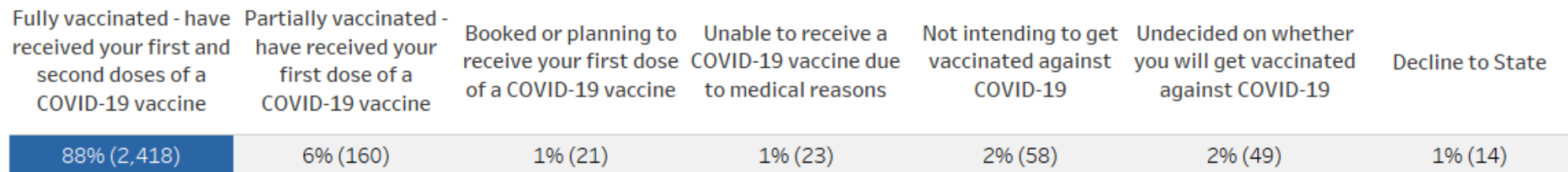
Respondents were also asked to provide optional demographic information

- **88%** of respondents are **fully vaccinated**
 - **6%** of respondents are **partially vaccinated**
 - **2%** of respondents are **not intending to be vaccinated**
 - **2%** of respondents are **undecided about getting vaccinated**
-
- **12%** of respondents are part of a **vulnerable population**
 - **28%** of respondents have a **family or household member** in a **vulnerable population**

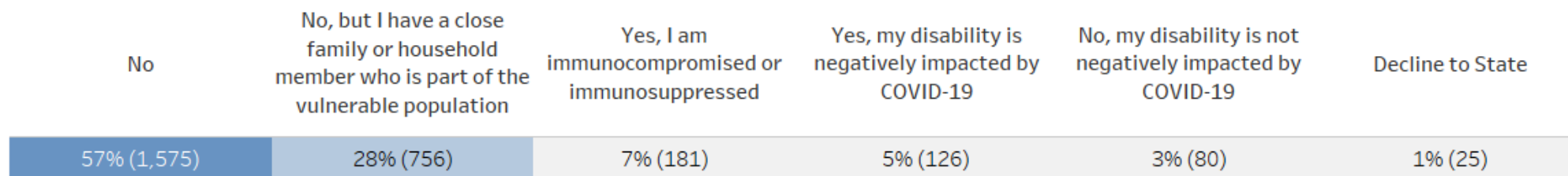
Are you intending to study at the University in 2022?



Are you:



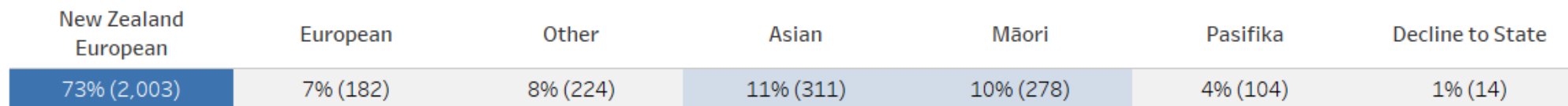
Are you part of a vulnerable population?



Age:



Ethnicity: Select all that apply



Additional Survey Details

- The survey received **2743 completions**.
- The survey offered an open text box for additional comments, **390 open text responses** were received.
- This was an anonymous, single-link survey.