

Undergraduate enrolment guide



Kia ora!

If you've received an Offer of Place letter, it means you've been accepted to study at Victoria University of Wellington. Congratulations!

Enrol in your courses

To complete your enrolment, you must enrol online into the courses you will take each trimester. You need to enrol before you arrive in Wellington.

It's free to enrol

You don't need to wait until you pay your fees or have a visa - there is no immediate charge to enrol in courses.

i www.wgtn.ac.nz/international/get-ready-to-study

How to plan your first year

1. Check your degree and major requirements

Visit our website to check the requirements for your chosen degree.

Check the available list of majors and/or minors, and find out what first year courses are required.

To find out more about majors and minors, read the subject descriptions.

i www.wgtn.ac.nz/subjects

2. Choose your courses

To find out more about the courses that you can select for your major(s) and/or minor(s), visit the online course finder.

First year students should choose courses at 100-level, where the course code starts with a "1" (e.g. ANTH 101, MARK 101).

i www.wgtn.ac.nz/courses

3. Plan your programme

Use the course planning template at the back of this guide to put together a balanced programme across Trimesters 1 and 2 that will allow you to progress in your chosen subjects in the second year.

Normally, you'd take three or four courses in Trimester 1 and three or four courses in Trimester 2. You should aim to earn 120 points in your first year if you are studying full time.

4. Plan your timetable

From September, check your lecture times using the online course finder. Use the timetable template at the back of this guide to organise your timetable and avoid any clashes.

i www.wgtn.ac.nz/courses

Bachelor of Biomedical Science

Use the course plans below to help you enrol in your courses.

Find your major below, and select the courses when enrolling.

Bachelor of Biomedical Science

majoring in Human Genetics



These courses are taught at the Kelburn campus.

Trimester 1 (1/3)		Trimester 2 (2/3)	
Courses	Points	Courses	Points
BIOL 114	15	BIOL 111	15
STAT 193	15	BMSC 117	15
100-level elective	15	COMP 132	15
100-level elective	15	CHEM 121	15

Bachelor of Biomedical Science

majoring in Molecular Pathology

Trimester 1 (1/3)		Trimester 2 (2/3)	
Courses	Points	Courses	Points
BIOL 114	15	BIOL 111	15
STAT 193	15	BMSC 117	15
100-level elective	15	COMP 132 or PSYC 122	15
100-level elective	15	CHEM 121	15

Bachelor of Biomedical Science

majoring in Molecular Pharmacology and Medicinal Chemistry

Trimester 1 (1/3)		Trimester 2 (2/3)	
Courses	Points	Courses	Points
BIOL 114	15	BIOL 111	15
STAT 193	15	BMSC 117	15
100-level elective	15	COMP 132 or PSYC 122	15
100-level elective	15	CHEM 121	15

Notes

*COMP 132 can be swapped for COMP 102 in Trimester 1 if needed.

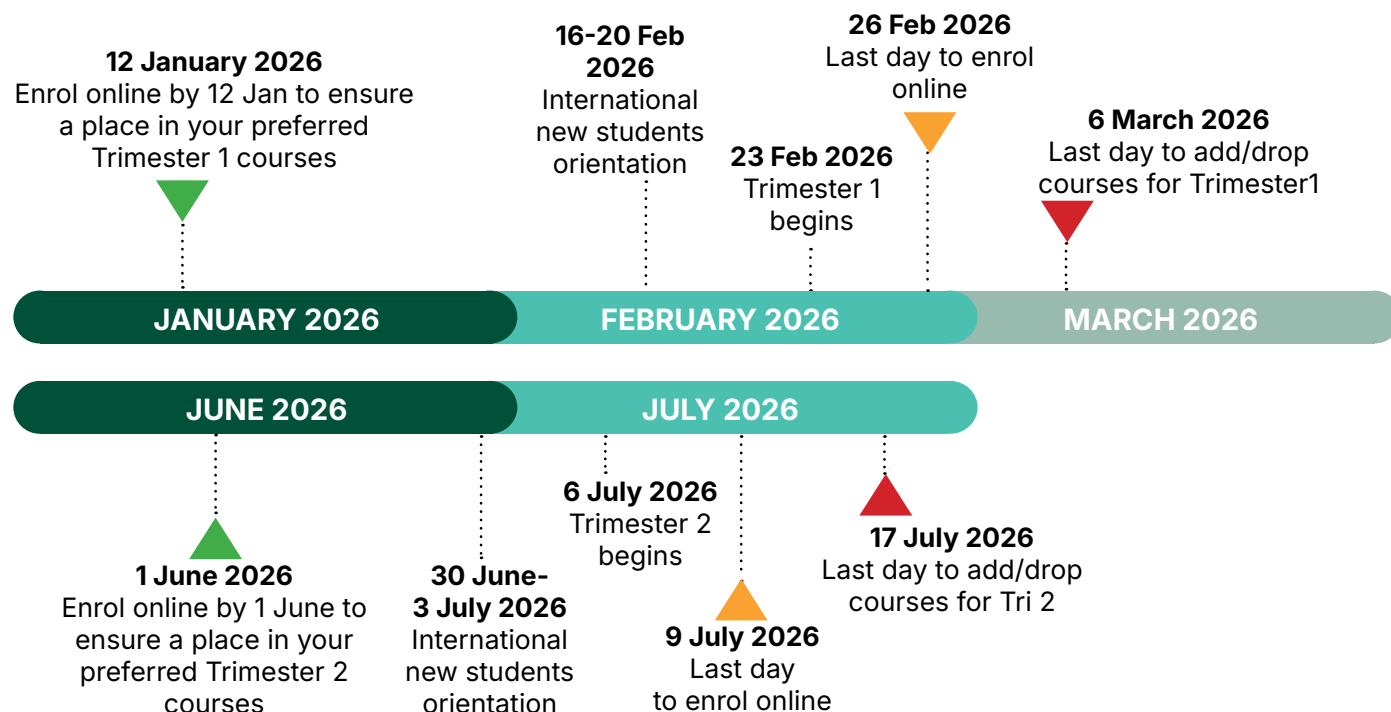
Look up these courses, and explore 100-level elective options below.



www.wgtn.ac.nz/courses

Key dates

You can enrol in your courses from mid-September, for the following year of study. Enrol early to ensure a place in your preferred courses and streams (class times).



Here to help

International student enquiries

For enquiries regarding international entry requirements, study visas, insurance, international fees and scholarships, email us.

 international@vuw.ac.nz

Course planning advice

Need help planning your courses? Book a course advice appointment with our Future Students team for expert advice on planning your study.

 calendly.com/vuw-international-course-advice/undergraduate

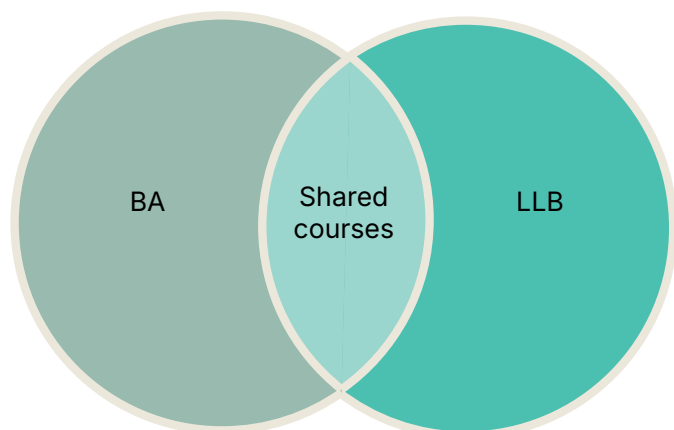
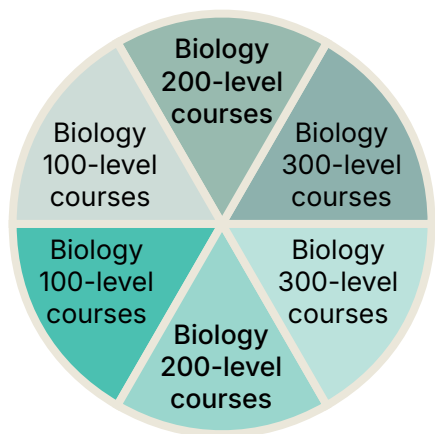



How our degrees work

Degrees

Some of our degrees are flexible, allowing you to mix and match different subjects.

Some degrees are quite specialised and focus on one particular area of study. Most of your first-year courses in these degrees are already set, which might leave a small amount of space for elective courses.



A degree is a qualification awarded when you complete a programme of university study. Your first university degree is called an undergraduate or Bachelor's degree. Each degree has its own set of requirements that you need to complete in order to graduate.

A typical degree requires 360 points and three years of full-time study. You'll normally take around 120 points (six to eight courses of 15 or 20 points each) per year. Some degrees take four years.

Majors

A major is the main subject you specialise in. For example, you might do a Bachelor of Science with a major in Biology. Each year you will take courses related to your major/s.

Double majors

A double major allows you to specialise in two subjects within one degree. A double major requires the same number of points as a degree with only one major and does not usually take any extra time. In many cases, a second major can be from a different degree or faculty.

Conjoint and double degrees

Conjoint and double degrees allow you to complete two degrees in a shorter amount of time as courses can be cross-credited. For example, a conjoint Bachelor of Laws and Bachelor of Arts could be completed within five years. Note that not all degrees can be done conjointly.

Minors

In some of our degrees, you can take a minor. A minor is similar to a major, but requires fewer courses, particularly in your second and third years. Having a minor is optional in most degrees. Minors consist of 60 points at 200 level or above, with at least 15 points at 300 level. You'll need to take courses in the subject at 100 level to ensure prerequisites for 200 and 300 level are met.

Courses

Courses (also known as papers) are blocks of work that are taught over one or sometimes two trimesters. In your first year, you will take 100-level courses. The number of courses you take in a year will vary depending on how many points each course is worth. Some degrees have core courses that all students must complete.

Electives

You can take elective courses if you have space in your degree programme. Elective courses can be from other subject areas you are interested in, and the points you earn from them count towards your degree. First year students should choose elective courses at 100-level (e.g. ANTH 101, MARK 101).

Degree example

Below is an example of a Bachelor of Commerce with a double major in Marketing and Finance.

100-level (First year)	BCom core course	BCom core course	BCom core course	Elective course
	Marketing course	Marketing course	Finance course	Finance course
200-level (Second year)	Marketing course	Marketing course	Marketing course	Elective course
	Finance course	Finance course	Finance course	BCom core course
300-level (Third year)	Marketing course	Marketing course	Marketing course	Marketing course
	Finance course	Finance course	Finance course	BCom core course

Points

Each course is typically worth 15 points (3.75 US credits/7.5 ECTS) or 20 points (5 US credits/10 ECTS). To pass a course, you need to complete a number of different assessments throughout the trimester. When you pass the course, you earn points towards your degree. You will aim to complete approximately 120 points each year if you are studying full time.

To complete your degree, you will need to gain 360 points over three years of full-time study. Degrees in Engineering, Law, and Midwifery take four years of full-time study to complete as 480 points are required for these degrees.

Trimesters

The year is divided into three trimesters:

- Trimester 1 (1/3) February to June
- Trimester 2 (2/3) July to November
- Trimester 3 (3/3) November to February

A course usually takes one trimester to complete. Most students study during Trimesters 1 and 2; only a small number of students choose to study during Trimester 3.

Timetable example


Below is an example of a timetable for a Bachelor of Science with a double major in Data Science and Computer Science, showing lectures, tutorials, and independent study time.

If you feel that you can't fit the study hours in, you will need to consider adding study hours in the weekend, and over the mid-trimester break.

	Monday	Tuesday	Wednesday	Thursday	Friday
8am					
9am	Study	Study	Study	Study	Study
10am	Study	STAT 193 lecture	STAT 193 lecture	Study	STAT 193 lecture
11am	COMP 102 tutorial	Study	Study	MATH 161 tutorial	Study
12pm	COMP 102 lecture	Lunch break	COMP 102 lecture	Lunch break	COMP 102 lecture
1pm	Lunch break	STAT 193 tutorial	DATA 101 tutorial	Study	Lunch break
2pm	Study	Study	Lunch break	Study	Study
3pm	MATH 161 lecture	Study	Study	MATH 161 lecture	MATH 161 lecture
4pm	Study	Study	DATA 101 lecture	Study	Study
5pm					
6pm					
7pm	Study	Study	Study	Study	Study
8pm	Study	Study	Study	Study	Study
9pm					

Learning support

The learning advisers at Te Taiako—Student Learning work with you to develop the academic writing and study skills necessary for university study at undergraduate and postgraduate level.

 [wgtn.ac.nz/student-learning](https://www.wgtn.ac.nz/student-learning)

Timetable template for Kelburn campus

Trimester 1 (1/3)

	Monday	Tuesday	Wednesday	Thursday	Friday
8–8.50 am					
9–9.50 am					
10–10.50 am					
11–11.50 am					
12–12.50 pm					
1.10–2 pm					
2.10–3 pm					
3.10–4 pm					
4.10–5 pm					
5.10–6 pm					
6.10–7 pm					

Trimester 2 (2/3)

	Monday	Tuesday	Wednesday	Thursday	Friday
8–8.50 am					
9–9.50 am					
10–10.50 am					
11–11.50 am					
12–12.50 pm					
1.10–2 pm					
2.10–3 pm					
3.10–4 pm					
4.10–5 pm					
5.10–6 pm					
6.10–7 pm					